

PRODUCT INFORMATION PACKET

Model No: 284TTDN16052
Catalog No: E910A
25,1800,DP,284T,3/60/200
Open Drip Proof (ODP)



Regal and Marathon are trademarks of Regal Beloit Corporation or one of its affiliated companies.
©2018 Regal Beloit Corporation, All Rights Reserved. MC017097E





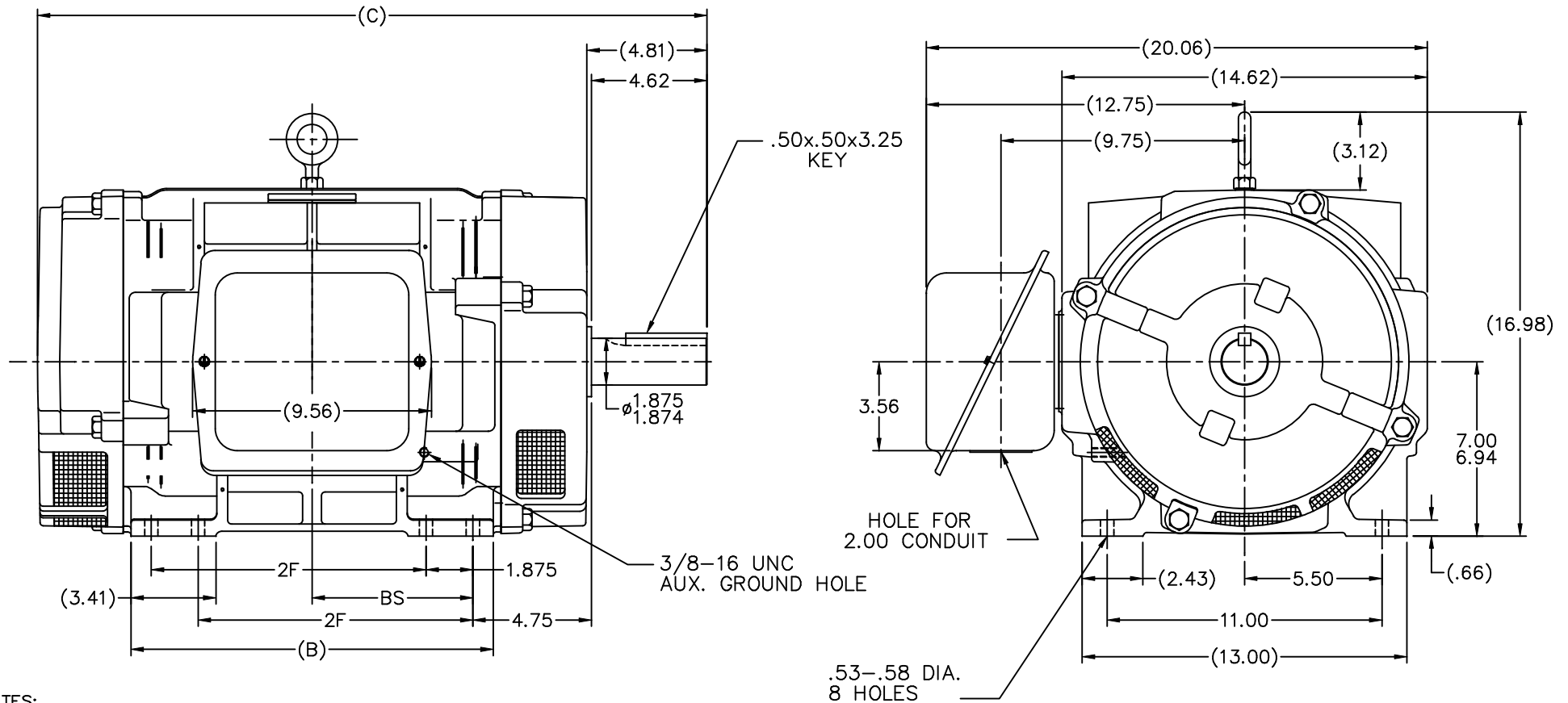
Nameplate Specifications

Output HP	25 Hp	Output KW	18.7 kW
Frequency	60 Hz	Voltage	200 V
Current	73.5 A	Speed	1775 rpm
Service Factor	1.15	Phase	3
Efficiency	93.6 %	Duty	Continuous
Insulation Class	F	Design Code	B
KVA Code	G	Frame	284T
Enclosure	Drip Proof	Overload Protector	No
Ambient Temperature	40 °C	Drive End Bearing Size	6311
Opp Drive End Bearing Size	6210	UL	Recognized
CSA	Y	CE	Y
IP Code	23		

Technical Specifications

Electrical Type	Squirrel Cage Induction Run	Starting Method	Across The Line
Poles	4	Rotation	Reversible
Mounting	Rigid base	Motor Orientation	Horizontal
Drive End Bearing	Ball	Opp Drive End Bearing	Ball
Frame Material	Cast Iron	Shaft Type	T
Overall Length	24.94 in	Frame Length	13.25 in
Shaft Diameter	1.875 in	Shaft Extension	4.81 in
Assembly/Box Mounting	F1/F2 Capable		
Outline Drawing	B-SS207470-1325	Connection Diagram	A-EE7300

This is an uncontrolled document once printed or downloaded and is subject to change without notice. Date Created: 06/29/2018



- NOTES:
1. CONDUIT BOX CAN BE ROTATED IN 90° STEPS.
 2. CONDUIT BOX CAN BE MOUNTED ON OPPOSITE SIDE BY REMOVING BRACKETS AND TURNING FRAME 180°.
 3. NAMEPLATE TO BE READ FROM CONDUIT BOX SIDE OF MOTOR.

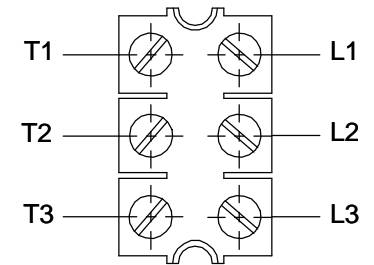
DASH	FRAME	B	C	2F	BS
1325	284T	12.63	24.94	9.50	5.50
1512	286T	14.50	26.81	11.00	6.44

8	REMOVED SCREENS FROM FRAME MUB0418	JJB 06/27/2007		TOLERANCES UNLESS SPECIFIED		DRAWN MH 04-22-1998	
7	ADDED SCREENS IN FRAME	RJW 01-12-2004	ML DEC.	INCHES		CHK ML 04-25-1998	
6	ADDED RODENT SCREENS TO REAR BKT. MU41906	RWR 08-30-2004	ML .X	±.1	APPD BW 04-271998		
5	REDRAWN IN AUTOCAD	RWR 08-12-2004	ML .XX	±.02	TITLE OUTLINE	SCALE 1=4	
4	ADDED RODENT SCREENS TO FRONT BRKT. MU41906	CAV 01/13/2005	.XXX	±.005	280 FR. - TS - DR.PR. - CAST IRON	REF MUB3849	
3	REVISED TO NEC CONDUIT BOX CN28428	BJW 02-04-2000	ML .XXXX	±.0005	MATL	FMF	
NO.	REVISION	BY & DATE	CHK ANG	±7'30"	FINISH	PREV	
THIS DRAWING IN DESIGN AND DETAIL IS OUR PROPERTY AND MUST NOT BE USED EXCEPT IN CONNECTION WITH OUR WORK ALL RIGHTS OF DESIGN AND INVENTION ARE RESERVED THIS IS AN ELECTRONICALLY GENERATED DOCUMENT - DO NOT SCALE THIS PRINT			RFP 04-27-1998	CAD FILE ss207470	SIZE B	DRAWING NO. SS207470	PAGE OF 8
			DIST LB				

**THREE PHASE - SINGLE VOLTAGE
MOTOR - CONDUIT BOX @ 'A'**

**TO REVERSE ROTATION:
INTERCHANGE ANY TWO
LINE LEAD CONNECTIONS.**

TERMINAL BLOCK WHEN SPECIFIED



VIEW OF TERMINAL END

**IF MOTOR HAS
6 LEADS**



A-9806 DECAL

**OPTIONAL CORD
CONNECTION**

- L1 _____ WHITE
- L2 _____ RED
- L3 _____ BLACK

DRAWING REVISION AB	REVISION BY JJB	DATE 06-27-2017
ECO ECO-0125361	APPROVED BY TB	DATE 06-27-2017
ECO DESCRIPTION UPDATED TO CURRENT STANDARDS		
<small>COPYRIGHT REGAL BELOIT AMERICA, INC. ALL RIGHTS RESERVED. PROPRIETARY AND CONFIDENTIAL INFORMATION - THIS DOCUMENT IS THE PROPERTY OF REGAL BELOIT AMERICA, INC. ("OWNER") AND CONTAINS OWNER'S PROPRIETARY INFORMATION. ANY PERSON, CORPORATION OR OTHER FIRM RECEIVING IT IS DEEMED, BY RECEIVING IT, TO AGREE THAT IT, AND/OR ANY PART OF IT, SHALL NOT BE DISCLOSED TO ANY PERSON, CORPORATION OR OTHER ENTITY, DUPLICATED, AND/OR USED, EXCEPT AS EXPRESSLY APPROVED IN WRITING IN ADVANCE BY OWNER. THIS DOCUMENT SHALL BE RETURNED TO OWNER UPON REQUEST. IT MAY BE SUBJECT TO CERTAIN RESTRICTIONS UNDER APPLICABLE EXPORT CONTROL LAWS AND REGULATIONS.</small>		



DRAWN BY DA
DATE 03-26-1993
APPROVED BY TB
DATE 03-26-1993
REFERENCE
THIRD ANGLE PROJECTION

Regal Beloit America, Inc.		
		DESCRIPTION CONNECTION DIAGRAM EXTERNAL - SINGLE VOLTAGE - 3Ø MOTOR
MATERIAL	PROCESS/FINISH	
SIZE A	DRAWING NUMBER EE7300	SHEET 1 OF 1

Data Sheet

Date: 16-06-2017
 Customer: _____
 Attention: _____
 Submitted by: FAREEDA DUDEKULA



284TTDN16052

Submittal

Data @ 200 V

Motor Load Data

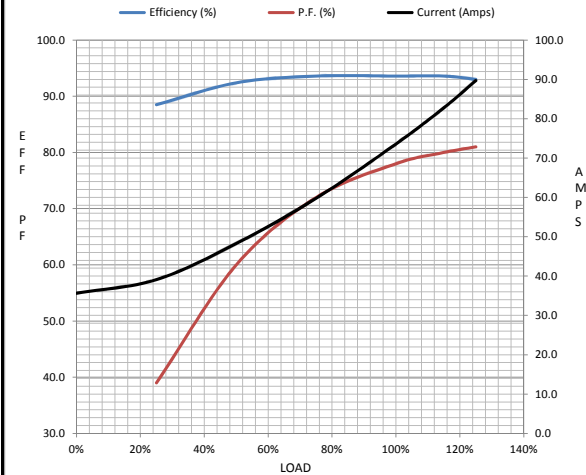
Load	0%	25%	50%	75%	100%	115%	125%	LR
Current (Amps)	35.7	39.1	48.3	59.8	73.6	82.8	89.7	419
Torque (ft-lb)	0.00	18.5	37.0	55.5	74.0	85.0	93.0	145
RPM	1800	1795	1788	1782	1775	1,770	1765	0
Efficiency (%)		88.5	92.4	93.6	93.6	93.6	93.0	
P.F. (%)	4.5	39.0	60.0	72.0	78.0	80.0	81.0	32.0

Motor Speed Data

	LR	Pull-Up	BD	Rated	Idle
Speed (RPM)	0	900	1650	1775	1800
Current (Amps)	419	345	276	73.6	35.7
Torque (ft-lb)	145	135	212	74.0	0.00

Information Block

HP	25.0			
Sync. RPM	1800			
Frame	284			
Enclosure	DP			
Construction	TDN			
Voltage	200 V			
Frequency	60 Hz			
Design	B			
LR Code letter	G			
Service Factor	1.15			
Temp Rise @ FL	45 ° C			
Duty	CONT			
Ambient	40 ° C			
Elevation	1,000 feet			
Rotor/Shaft wk ²	3.9 Lb-Ft ²			
Ref Wdg	K2844143 NONE			
Sound Pressure @ 1M	72 dBA			
VFD Rating	NONE			
Outline Dwg	B-SS207470-1325			
Conn. Diag	A-EE7300			
Additional Specifications:				
0				
365THFS8036				
EQUIV CKT (OHMS / PHASE)				
R1	R2	X1	X2	Xm
0.0290	0.0230	0.1530	0.1850	3.1250



Speed -Torque Curve

